



## DRINKING BOWLS



also with 1/2" stainless steel valve



131.0169



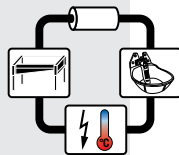
102.1255



131.0169



131.0169



### Drinking Bowl

**Model 20 with 1/2" brass valve**

Ref. 100.0020

**Model 20 with 1/2" stainless steel valve**

Ref. 100.0209

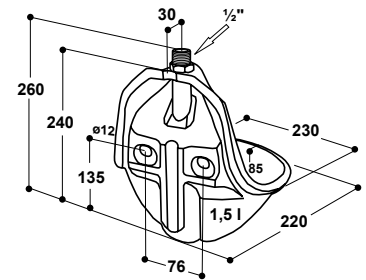
- Bowl made of **cast iron, completely enamelled**
- Smoothly running brass tube valve with **1/2" male connection** from the top
- Calm water flow through tube valve, no water spillage
- Mod. 20-MS1/2": Water flow regulation by enlarging the nozzle boring
- Mod. 20-VA1/2": Water flow continuously adjustable from outside by means of a regulation screw

#### ACCESSORIES:

- **1 fixing bracket** (Ref. 131.0169) for fixation on 1 1/2" – 2" pipes

#### RECOMMENDED FOR:

Cattle, horses



Ref.	Type	Packing Hints
100.0020	Drinking bowl Mod. 20-MS1/2", brass valve	1 piece/box
100.0209	Drinking bowl Mod. 20-VA1/2", stainless steel valve	1 piece/box
131.0169	Fixing bracket M12 1 1/2" – 2", galvanized	1 piece/bag

### Drinking Bowl Model 60

Ref. 100.0060

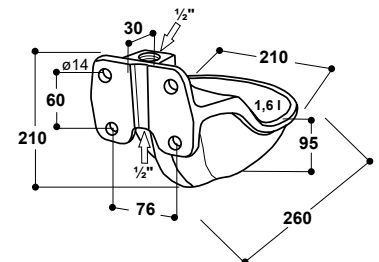
- Bowl made of **cast iron, completely enamelled**
- Smoothly running brass tube valve
- **1/2" female connection** from top and bottom
- Calm water flow through tube valve, no water spillage
- With 4-hole-fixation

#### ACCESSORIES:

- **2 fixing brackets** (Ref. 131.0169) for fixation on 1 1/2" – 2" pipes

#### RECOMMENDED FOR:

Cattle, horses



Ref.	Type	Packing Hints
100.0060	Drinking bowl Mod. 60	1 piece/box
102.1255	Connection pipe stainless steel 1/2", 19 cm, straight, m, m	1 piece
131.0169	Fixing bracket M12 1 1/2" – 2", galvanized	1 piece/bag

